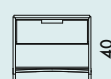


**2000**



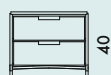
**2001**



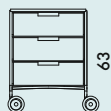
**2004**



**2005**



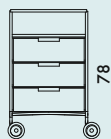
**2010**



**2011**



**2020**



**2021**



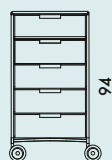
**2024**



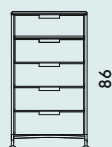
**2025**



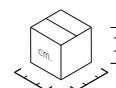
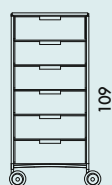
**2034**



**2035**

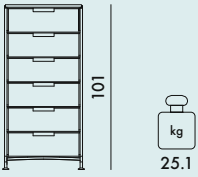


**2040**



Model	Quantity	Weight (kg)	Volume (cm³)	Dimensions (cm)
<b>2000</b>	1	12.9	0.140	50X56X50
<b>2001</b>	1	12.8	0.140	50X56X50
<b>2004</b>	1	13.3	0.140	50X56X50
<b>2005</b>	1	14.0	0.140	50X56X50
<b>2010</b>	1	17.8	0.192	56X58X59
<b>2011</b>	1	17.4	0.192	56X58X59
<b>2020</b>	1	21.0	0.251	56X80X56

**2041**



**FRAME**

Chrome-plated steel

**CONTAINER AND SHELVES**

Batch-dyed thermosetting with scratch-proof and knock properties

OPALINE



L1  
Ice



L2  
Cobalt

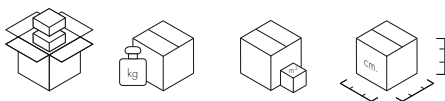
MAT



L5  
Opaque  
slate



L8  
Smoke  
glossy



<b>2021</b>	1	20.8	0.251	56X80X56
<b>2024</b>	1	22.2	0.251	56X80X56
<b>2025</b>	1	21.4	0.251	56X80X56
<b>2034</b>	1	26.0	0.304	56X97X56
<b>2035</b>	1	25.6	0.304	56X97X56
<b>2040</b>	1	30.2	0.339	55X112X55
<b>2041</b>	1	28.6	0.339	55X112X55